



Time to Sew

Vol. 27 - No. 1

Appletree Quilting & Viking Center

Winter/Spring 2012

Contents	Page
Upcoming	1-3
Super Bowl Sale	2
Guest Speakers	3
Viking Specials	4
Spring Classes	5-12
UFO & Retreats	12
Block of the Month	13
Viking Club	13
Guide Lessons	14
Class Policies	14
Class Registration	15
New Products	15

Upcoming Events:

Feb. 3-4 Class Sample
Preview & Open House

Feb. 5 Super Bowl Sale

Mar. 2 ConKerr Cancer
Work Day

Mar. 17-18 ... Mystery Quilt
Retreat

Apr. 14-15 Bus Hop

May 23-25 Paula Reid

May 26-28 Memorial
Weekend Retreat

June 10-13... BTQG Quilt
Show

June 21-23... Toby Lischko

Contact Information:

Appletree Quilting Center
2541 Bernadette Dr
Columbia, MO 65203
573-446-2655
1-800-269-2655
sewing@appletreequilting.
com
www.AppletreeQuilting.com

Greetings from Appletree Quilting:

Well January sure is flying by in a flash! How are you doing on those New Year's resolutions? I hear from many of our customers that they are trying hard to finish past projects. That's definitely a worthy goal, one even I can relate to – the queen of unfinished projects. I hate to think of all the classes I have taught over the past 27 years in the sewing business with many still incomplete! One strategy that might help is to mix in a couple new projects to add a bit of spice and liven up your sewing. Do one old project then reward yourself with a new project and see if that doesn't help you get both done quicker. Check out our Monday Night Divas, All Night Sew-a-longs, and three day Quilt Retreat over the Memorial Weekend. These classes are an excellent time to finish up those UFO's. Come join us for sewing fun. It's the perfect time to meet old friends and make new ones. That should help you get lots more done this spring.

With our new 1800 square foot classroom and conference center, we will be offering more exciting classes and retreats at Appletree. Our new spring schedule of classes begins on page 5 with 55 different sewing, quilting, and embroidery classes plus retreats. We have increased the number of times a class is offered, including daytime, evening, and weekend options. I hope you will be able to join us. For larger pictures of our new class projects, go to our web site at www.AppletreeQuilting.com. Check



Everyone is Invited to Our Spring Sewing Class Open House

**6:30 – 8:30 PM Friday, Feb. 3rd or
9:00 – 11:00 AM Saturday, Feb. 4th**

- View Beautiful New Class Samples
- Meet the Teachers
- **SAVE 10% OFF Class Registrations**
- Refreshments and Door Prizes, too!

out all the great classes now and come to our **Spring Class Open House** to meet the teachers and see the great new samples. The open house is scheduled for Friday evening, Feb. 3rd from 6:30 PM till 8:30 PM and again on Saturday morning, Feb. 4th from 9:00 AM until 11:00 AM. Save 10% off all class fees when you register during the open house. There will also be refreshments and door prizes! Please bring a friend and join us.

Come to our annual **Super Bowl Fabric Sale on Sunday, Feb. 5th**. You can save lots of money on great new fabrics and still get home to see the game.

(Continued on page 2)

**Super Bowl
Fabric Sale**
Sunday, February 5th

Storewide Fabric Sale @ 15% OFF
One half yard minimum cut, please.

Clearance Quilting Fabric @ \$5.49
One yard minimum cut, please.

Fat Quarter Frenzy – \$1.50 EACH
OR 25 for \$32
Selected Fat 1/4's only.

(Continued from page 1)

We will be hosting a workshop on Friday, March 2nd from 10:00 AM until 3:00 PM for the **ConKerr Cancer's Miles of Smiles Pillowcase Campaign**. This project provides pillowcases to help make hospital stays as pleasant as possible for chronically ill children and their families. Please come and join us to help whip up a pillowcase or two or three! You can also help by donating fabrics or dropping off completed pillowcases. Contact us for more details.

We will be hosting our **Second Annual Spring Bus Hop this April 14th & 15th**. This time we will be heading to Chicago for a two day (Saturday and Sunday) trip to visit 8 different premier quilt shops on a fun shopping extravaganza. I have not yet finalized the list of shops, but will announce them soon via our weekly e-newsletter. Sign up before February 20th for the early bird special pricing.

As promised, we will be hosting guest speaker extraordinaire, **Paula Reid, for an encore appearance this May 23rd, 24th, and 25th for three exceptional all day workshops.**

Since Paula was so well received last August, I am sure the registration will fill up quickly.

Why not plan an extra long Memorial Day weekend and join us for all three workshops plus our three day quilting retreat May 26th, 27th, and 28th.

The **Boonslick Trail Quilters Guild will be holding their Biannual Quilt Show this June 10th through the 13th during the SUGAR Conference** (where Statler owners and users go for education and fun) at the Holiday Inn Expo Center. We will be sponsoring a booth so stop by and see us.

Our second guest speaker this spring is **Toby Lischko** from St. Louis. Toby is an expert with the quilt designing software **Electric Quilt 7** and has taught many workshops. Her designs have been featured in many of the major quilt magazines including: *Quilter's World* and *McCall's Quilting*. Toby will be presenting an amazing trunk show and two outstanding workshops. See more details and information on page 3.



2nd Annual Spring Bus Hop

April 14th – 15th

Early Bird Special – \$129

When You Pay in Full by Feb. 20th

Join this exciting new bus trip from Appletree Quilting to Chicago and back. We will be visiting eight premier quilt shops (to be announced) in Missouri and Illinois for the ultimate shopping trip! Each store has its own specialty. Enjoy the best of the best. Bring a shopping buddy and join the two day party! The trip cost is \$149 which includes your space on the bus, lodging (based on double occupancy), meals, snacks, plus gifts and great fun, too! A \$50 non-refundable deposit will reserve your seat. Balance is due March 15th. Start saving up today for this fun shopping extravaganza.

To keep up to date with all the news, upcoming events, new products, and coupons from Appletree, sign up for our weekly e-newsletter. Simply go to: www.AppletreeQuilting.com to register and to visit our online shop for convenient shopping 24/7/365! Also, don't forget to follow us on **Facebook**.

Time to Sew

Vol. 27, No. 1 – Spring 2012

A publication of **Appletree Quilting Center**
Millie & Floyd Kaiser, Owners
Established in 1985; Celebrating 27 years in business!

Millie Kaiser: Publisher & Editor
Copyright © 2012

The Magic Stop Watch, from a vintage **Twilight Zone** episode, in our Time to Sew Logo, above, is to help you tune out and turn off the routine of everyday life and enjoy a few minutes of sewing pleasure with us!

Please Welcome Two Exciting Guest Speakers Coming Soon to Appletree....

Three Exciting Workshops with Paula Reid



Paula Reid enthralled students at Appletree last summer with her ready wit and expertise in machine quilting. We had a packed room (30+ attendees) for her “Fluff and Stuff” workshop and everyone demanded a repeat appearance. So don’t miss her encore appearance this spring for three different all day workshops.

Often described as an artist with a sewing machine, Paula has quilted over 1,400 quilts on her regular home machine. “Fluff & Stuff” is what she calls her method for moving large quilts through a home machine. In 1993, she began teaching workshops in California. A few years later she expanded to the national level when appearances on “Simply Quilts” brought her to the attention of larger audiences. Help us welcome Paula back to Missouri!

Crash Course in Machine Quilting: **10:00 – 4:00 Wed., May 23rd**

This great class will start with “batting practice” and work through the use of your walking foot and darning foot. You will explore free motion techniques plus working with quilt stencils and decorative threads. Paula will share her invaluable tips and expertise for streamlining the quilting process, making it faster and more fun for you. This is a great introductory course or a valuable refresher of last summer’s workshop.

There’s More to Life Than Stippling **10:00 – 4:00 Thr., May 24th**

No more boring quilts. Learn how to create stunning quilting designs that truly enhance your quilt top. Paula will guide you through the steps to developing great quilting designs. After lunch, each student may present one quilt top for design suggestions and guidance in how to make it happen.

Trapunto by Machine **10:00 – 4:00 Fri., May 25th**

Using techniques that were pioneered by Hari Walner, Paula teaches you how to easily attain that beautiful raised look without time-consuming stuffing or cutting holes in the back of your work. In 6 hours, most participants will complete a 18” project (below).



Register soon for one or all three of Paula’s upcoming workshops. The registration fee for each workshop is \$80 or SAVE \$40 when you sign up for all three classes for only \$200. Lunch will be provided each day. Why not bring a friend and join us. If you are from out of town, the La Quinta hotel across the parking lot has offered a discounted rate for workshop attendees.



Trunk Show and Two Exciting Workshops with Toby Lischko

Toby Lischko has been quilting, teaching, and writing patterns for 20 plus years. She uses **Electric**



Quilt 7 to develop her fabulous designs. Her philosophy is “Quilting should be fun, not hard”. If you’d like to try your hand at designing or just want to see some gorgeous quilts, join us for her amazing **Trunk Show on Thursday evening, June 21st at 7:00 PM** and her two workshops.

An Introduction to EQ7 **10:00 – 4:00 Fri., June 22nd**

Learn the basics of this fantastic program and be on the road to designing your own quilts. This class is an overview of EQ7. You will learn how to design your own quilts, play with layers, gain an understanding of how to use the libraries, and how to use the printouts to determine cutting instructions. Bring your laptop or come and listen. We will have demo copies for you to install if you don’t already have the program.

Geese On the Loose **10:00 – 4:00 Sat., June 23rd**

If you are tired of tearing off foundation paper, learn “unfoundation piecing” while making circular flying geese and New York Beauty blocks (lower left). Never fear pieced curves again when you learn Toby’s unique pinning technique. This class is for the intermediate to advanced quilter.

Trunk Show: \$15

EQ7 Workshop: \$65

Foundation Piecing Workshop: \$90
(includes pattern and templates)

Or join us for all three events for only \$150. Lunch will be provided for both workshops. Bring a friend, too!



Designer Diamond

One Demonstrator Model Left!

We have one Designer Diamond demonstrator left in inventory. This unit is in perfect condition and comes with full factory warranty and our famous unlimited owners classes. This is an amazing deal for a fantastic machine. Hurry, this unit will not last long at this price.

SAVE \$3000 OFF
the regular price!

Designer Diamond deLuxe

The NEW Top-of-the-Line

The new top-of-the-line Viking Diamond deLuxe is an amazing machine with perfect stitch quality and balance. The deLuxe offers two independent thread tension control systems - the standard disc tension and the all new Thread Portioning Mechanism that works with the exclusive Sensor System and on board computer to precisely control exactly the right amount of thread per stitch to produce the most perfect stitch balance ever achieved. Now your sewing and embroidery will be gorgeous on both sides of the cloth.

SAVE \$1000 OFF the regular price!



Designer Ruby

Valentine SPECIAL **\$4999**

MSRP = \$5999



Sapphire 875Q

Valentine SPECIAL **\$2099**

MSRP = \$2499



Sapphire 835

Valentine SPECIAL **\$1099**

MSRP = \$1599



Emerald 203

Valentine SPECIAL **\$899**

MSRP = \$1199



Emerald 183

Valentine SPECIAL **\$699**

MSRP = \$899



Emerald 118

Valentine SPECIAL **\$399**

MSRP = \$599



Emerald 116

Valentine SPECIAL **\$299**

MSRP = \$499



Huskylock S21

Valentine SPECIAL **\$899**

MSRP = \$1199



Huskylock S200

Valentine SPECIAL **\$499**

MSRP = \$699

These unbelievable Viking Specials are good at Appletree Quilting & Viking Center **ONLY** through 02/29/12 or while limited supply lasts! All Viking machine purchases come with **FREE** and unlimited, hands-on lessons and prompt in-house service by our award winning Gold Star Repair Department. Your satisfaction is guaranteed.

Spring Classes

**Come to our
Spring Class Open House to
SAVE 10% OFF Class Fees
Friday Evening
or Saturday Morning
Feb. 3rd & 4th!**

Fashion & Home Dec Sewing

Chenille Scarves with Wendy

A. 10:00 – 2:00 PM Sat. Feb. 11



Learn how to create your own chenille fabric as you make a warm and cozy scarf. Cut, layer, and sew bias strips together, then use a special rotary cutter to create the chenille. Make your scarf with a few layers for fashion or more layers for warmth. These easy scarves make fabulous and unique Christmas gifts for all your friends. Fee \$30.




Pottery by Machine with Deborah

A. 9:00 – Noon Sat. Mar. 10 & 24

B. 9:00 – Noon Sat. Apr. 21 & 28



Learn how to make beautiful fabric pottery with Deborah. Your creations will make quick and easy gifts for family and friends or just to decorate your own environment. Simply cut, wrap, and sew fabric strips around cotton clothesline, coil into desired shapes, and secure with machine stitching. Fee \$40.



Woven Bag with Susan

A. 6:00 – 9:00 PM Wed. Feb. 15 & 22

B. 1:00 – 4:00 PM Wed. May 9 & 16



Learn how to make this stunning purse. It features a woven insert that you will create in class. Simply pick a jelly roll or choose your own fabric combinations for a great look. Let Susan show you how to customize interior pockets, so everything will have its own special place. Fee \$40.



Easy Sweatshirt Jacket with Susan

A. 10:00 – 3:00 PM Sat.

Mar. 17 & 31



Start with a basic sweatshirt to create this fun and easy jacket. Select a large scale print to fussy cut for the handy front pockets. Then add a pieced checkerboard of coordinating fabrics. Since you start with a sweatshirt base, there is no lining to mess with. A fun and easy class for the confident beginner. Fee \$50.



Easy PJ Pants with Susan

A. 10:00 – 2:30 PM Sat. Feb. 18

B. 1:00 – 5:00 PM Sun. Apr. 22

Everyone loves a pair of warm and cozy pj's, whether they're made from cool soft cotton or warm and cozy flannel. This easy to sew pattern is great for the beginning sewer of all ages whether young (10 years or older) or the seasoned sewer. It can be made on the sewing machine or twice as fast on the serger. Fee \$30.



Flannel Jacket with Susan

A. 10:00 – 4:00 PM Fri. Mar. 30



This is the *Start After Breakfast Finish before Lunch Jacket!* Well, it may take a little longer, but this flannel jacket is definitely quick to make. Its unique design has a mock collar, raglan sleeves and a great pleat in the back for a comfortable fit. Pick a fun flannel or cotton and give the front a fascinating asymmetric look. Fee \$40.



Birdie Sling Bag with Wendy

A. 11:00 – 5:00 PM Sat. Feb. 25

This great sling bag from Amy Butler is a classic. It will hold everything and it's easy to make! Modern styling and dynamic proportions will make it one of your favorite carryall bags. Join Wendy to explore easy construction techniques. Once your friends see it, you will be making several for sure. Fee \$40.



Smocked Bishop Dress with Louese

A. 6:30 – 9:00 PM Thr. Apr. 12, 26, May 3

This class is for students who already know how to smock and are ready to try their hand at a smocked garment. Learn the basics of making a bishop dress including blocking and constructing the smocked dress. Explore various finishing techniques and embellishments including piping and lace finishes. Fee \$45.



Heirloom & Smocking

Heirloom Quilt with Louese

A. 6:00 – 9 PM Wed. Feb. 15, 29, Mar. 14, Apr. 4, 18 & May 2

Students will learn a variety of heirloom machine techniques while making this exquisite quilt. Techniques include shark's teeth, oval and pointed lace shaping, Madeira applique, pintucks, puffing strips, and quilting. Machine embroidery embellishment is optional. Fee \$95.



Hand Smocking with Louese

A. 6:30 – 9:00 PM Thr. Feb. 23 & Mar. 1
B. 1:00 – 3:30 PM Sun. Feb. 26 & Mar. 11



Learn the basics of delicate geometric hand smocking used in both children and adult clothing and heirloom sewing. This class is to get you started. Then explore the following smocking classes! Fee \$36.



Heirloom Placemat with Louese

A. 6:30 – 9:00 PM Thr. Mar. 8 & 15



Learn easy, machine heirloom techniques while creating this beautiful placemat. Explore corded tucks, double needle work, wing needle work, gimp work, machine embroidery and candlewicking. Make a set for yourself, and an extra set to use as a gift. Fee \$36.



Embroidery Classes

Embroidery University with Marilyn & Helen

A. 12:30 – 4:30 PM Sat. Feb. 11, 25, Mar. 10 & 24

Ready to make the most of your Viking embroidery machine? Join us as we explore the finer points of machine embroidery. We will embroider on t-shirts and collars and learn about proper hooping and use of stabilizers. In addition, we will make a sampler wall hanging featuring cutwork, applique, three-dimensional flowers, thread velvet and endless embroidery quilting. Students must have completed their guide lessons before taking this class. Fee \$100.



Software Classes

Reaching Out with Marilyn

A. 1:00 – 4:00 PM Sat. Mar. 31, Apr. 21, & May 12



Do you love the look of beautifully done hand or machine applique, but hesitate to take on a project of this size. Join Marilyn for this amazing class and learn how to let your embroidery machine do most of the work. Learn to digitize this stunning applique-in-the-hoop project and increase your sizing and placement skills, too. Students must have completed their 5D Digitizing Software Guide Lessons. Fee \$50.



Hand Classes

Hand Piecing with Mavis

- A. 1:00 – 3:00 PM Wed. Feb. 22
- B. 6:30 – 8:30 PM Tue. Mar. 6



Learn the basics of traditional hand piecing in this easy, hands-on class. Explore fabric selection, grain line considerations, marking techniques, and the basic hand stitch. It's always nice to have a little hand work to take along. Practice kit included. Fee \$25.



Hand Applique

.... with Mavis



- A. 1:00 – 3:00 PM Thr. Mar. 22
- B. 6:30 – 8:30 PM Tue. Apr. 3

Learn the art of beautiful hand applique in this easy class. Explore basic techniques and learn secrets to successful hand applique. Fee \$20.



Fine Hand Quilting with Mavis

- A. 1:00 – 3:00 PM Tue. Apr. 17
- B. 6:30 – 8:30 PM Wed. May 9



Learn how to achieve the perfect hand quilting stitch. Explore the mysteries of choosing perfect quilting designs for your quilt, marking the quilt top, and selecting the proper batting, backing, needles, and thread. Then learn how to layer, baste, and quilt your own masterpiece. Practice kit included. Fee \$25.



Recommended Skill Levels for Sewing Classes:



Beginner



Confident Beginner



Intermediate



Advanced

The skill level refers to the sewing experience needed to complete the project within each class category; not the overall sewing experience of the student.


Machine Piecing

Appletree Quilting University 100

.... with Millie & Marilyn

- A. 1:00 – 4:00 PM Tue. Feb. 14, 21, Mar. 6, 13, 20, Apr. 10
- B. 6:00 – 9:00 PM Tue. Feb. 14, 21, Mar. 6, 13, 20, Apr. 10

If you are new to quilting or would like to learn all the tricks and secrets to successful machine quilting, we have the perfect class for you. Join the teaching staff of Appletree Quilting for this six week course and let us guide you through all aspects of the quilting process including:



1. The secrets of safe and accurate rotary cutting;
2. Accuracy both in piecing and pressing the blocks;
3. Setting the quilt blocks together;
4. Adding perfectly mitered borders that won't pucker;
5. Machine quilting the quilt sandwich;
6. Binding your finished quilt and adding your label.



Start with a good foundation. Learn everything you need to know in order to make beautiful quilts easily and successfully during this comprehensive Appletree Quilting University course! Students may elect to make a lap quilt, table topper, or table runner. Class notebook included. Fee \$110.

Quilting University 200: Beyond the Basics

.... Millie & Marilyn

- A. 1:00 – 4:00 PM Tue. May 1, 8, 15, 29, Jun. 5
- B. 6:00 – 9:00 PM Tue. May 1, 8, 15, 29, Jun. 5



If you have mastered quilting basics as taught in our Quilting University class 100, join us for level 200 to learn more advanced techniques including:



1. Improve accuracy in rotary cutting;
2. Learn precision piecing and pressing;
3. Explore other block elements including flying geese, quarter square triangles, and square in a square;
4. Learn successful techniques for on-point block layout;
5. Perfect mitered border techniques;
6. Learn more advanced quilting and binding techniques.

Build on your good foundation from AQU 100. Learn everything you need to know in order to make beautiful quilts easily and successfully during this comprehensive course! Fee \$95.

Appletree Color University with Millie & Wendy

A. 6:00 – 9:00 PM Fri. Feb. 17, Mar. 2 plus
10:00 – 4:00 PM Sat. Feb. 18, Mar. 3



Do you love to quilt but have trouble selecting fabrics that truly work together? Then this class will help you gain the confidence and understanding you need to pull stunning quilts. The class will include an in-depth study of color theory and how it applies to fabrics. Homework exercises will help reinforce concepts studied in class. Then select your fabric for this stunning wall hanging. We will do a color paste up of the main block to check your design and then assemble your wall hanging. Class notebook included. Fee \$110.



Magic Flannel Rag Quilt

.... with Wendy

A. 1:00 – 4:30 PM Sun. Feb. 12
B. 11:00 – 3:00 PM Sat. Apr. 28

This is the easiest quilt! Simply select several cotton flannels. We will cut and pre-fringe the blocks for you. Then simply lay out the blocks and sew. The magic happens when you wash and dry your quilt. Fee \$50.



Tempest with Wendy

A. 9:00 – Noon Thr. Feb. 16, 23
B. 6:00 – 9 PM Thr. Apr. 19, 26

Join Wendy to make this stunning quilt top. Select fabrics from two contrasting color families and learn how to rotary cut and strip piece your blocks together in no time. Fee \$40.



Urban Cabin with Wendy

A. 10:00 – 4 PM Fri. Feb. 24
B. 10:00 – 4 PM Sat. Apr. 7

Have fun making this contemporary quilt top in an easy class with Wendy. Select a group of coordinating prints and learn how to rotary cut and strip piece your blocks together in no time at all. This quilt can be very addictive. You won't want to stop with just one. Fee \$40.



Easy Breezy with Lorna

A. 6:00 – 9:00 PM Wed. Mar. 14, 21



This easy quilt makes a great starting point for the novice or someone who wants just an easy project. Select an assortment of prints and join Lorna for this quick and easy class. This design makes a great baby quilt depending on your fabric choices. Learn how to rotary cut and strip piece your blocks together in no time at all. Fee \$40.



Jungle Fever with Wendy

A. 1:00 – 4:00 PM Sun. Mar. 25, Apr. 1
B. 1:00 – 4:00 PM Sat. May 5, 12



Catch quilting fever with Wendy as you make this easy project. Simply select a Layer Cake assortment of 10" squares and join us to cut and sew your wild pieces into tame submission. But watch out. Quilting fever is addictive and can lead to more quilts than you have walls or beds in your home. Everyone loves a hand made quilt. Fee \$40.



French Bread Table Runner with Wendy

A. 10:00 – 3:00 PM Fri. Apr. 6



Learn to French braid fabric for this quick and easy project. An assortment of 2-1/2" Jelly Roll strips will make one or more table runners. Join Wendy for this easy class and make several to have on hand for quick gifts. Fee \$36.



The Big Easy with Millie

A. 9:00 – Noon Fri. Apr. 20, 27

This easy design is perfect for those big bold prints that are really in right now. Find one you like and a few coordinates and join Millie for some quick and easy piecing fun. Make it small for a wall hanging or baby quilt or go large for that king sized bed. Fee \$40.



Cascades with Wendy

A. 1:00 – 4 PM Sun. Feb. 19, 26
B. 6:00 – 9 PM Tue. Apr. 10, 17



This lovely quilt design lets you have fun playing with colors. Select a bright accent to cascade down your quilt of mediums and darks. The construction is relatively simple with four and nine patches. Let Wendy help you design your quilt with the best colors and layout. Fee \$40.




In the Round with Wendy

A. 9 – Noon Sat. Mar. 10, 24



Step outside the box and use the 10° Wedge Ruler to create this stunning round quilt. Circle quilts make great wall hangings, table toppers, floor quilts, or across the back of a sofa. Use a half circle for a window valance or fireplace screen. Let Wendy help you create a lovely masterpiece. Fee \$40.



La Belle with Millie

A. 1:00 – 4:00 PM Sun. Feb. 26, Mar. 4



Two basic blocks make this quilt an easy success story for the confident beginner. The large snowball block works great for those large prints that you want to showcase. Learn simple flying geese, square in a square, and mitered border techniques that will make your quilt top a precision masterpiece. Fee \$40.



Sunflower Quilt with Susan

A. 10:00 – 1:00 PM Wed. Mar. 21, 28



Learn to do curved piecing without any pins! You can make these lovely sunflowers bloom this winter simply with squares and quarter circles. Elisa's Backporch Design templates, pattern and techniques makes cutting and sewing these curves easy as pie. Fee \$36.



Accent on Angles with Deborah

A. 6:00 – 9:00 PM Fri. Mar. 2, 9, 16

Join Deborah for a new angle on quilt making. This fun and contemporary quilt design will set your creative juices flowing and help you get out of the ordinary box. Have a great time stitching with other quilting friends. Fee \$48.



Woven Basket with Wendy

A. 10:00 – 4:00 PM Fri. Mar. 23
B. 11:00 – 5:00 PM Sat. June 2



Take your circular quilt making skills to the next level with this fun wedge quilt top. The 10° Wedge Ruler and easy strip piecing will help you create magic as the woven design takes shape before your very eyes. It's sew easy! You will want to make several for family and friends. Fee \$40.



EZ Stripe Table Runner with Millie

A. 10:00 – 4:00 PM Fri. Mar. 9



This is the easiest table runner you will ever make! Select a gorgeous striped fabric to fussy cut and join Millie for a fun day of sewing. Just five seams and the top is together. Then layer, quilt, and bind. If your fabric has 4 or more identical stripes, you can make two runners from the same yardage! Fee \$40.



Scenic View with Wendy

A. 9:00 – 3 PM Thr. Mar. 29

Here is a great pattern for those large beautiful prints and scenic landscapes. It works great for fun novelty prints too. Let Wendy show you the tricks to positioning your designs just right for perfect alignment. Fee \$40.




Spool Quilt with Lorna

A. 6:00 – 9 PM Wed.  
Apr. 11, 18, 25

Bring an assortment of batik strips to class for a fun strip exchange with fellow class-mates. Then strip piece the spools and assemble the blocks. Finish with a simple border or let Lorna show you easy machine applique techniques for this stunning border. Fee \$48.



Winterberry with Deborah

A. 6:00 – 9:00 PM Thr.  
May 10, 17, 31

Grab two matching precut Jelly Rolls and a background fabric to make this stunning quilt top. The basic block is the Leavenworth Nine Patch but the play on color and contrast is your own contribution to the design. Bring your friends and join Deborah for a fun time as you create this masterpiece. Fee \$48.



Hunter's Star with Deborah

A. 6:00 – 9:00 PM Fri.  
Apr. 20, 27, May 4

The Hunter's Star is a traditional quilt block usually done in two or three color ways. But this scrappy version makes a striking quilt top. Grab a precut Jelly Roll and Layer Cake assortment and join Deborah for a good time. Fee \$48.



Buckeye Beauty with Wendy

A. 10:00 – 4:00 PM Fri.  
Apr. 20

This stunning variation of the Jacob's Ladder design is sew easy when made with an assortment of 2-1/2" Jelly Roll strips. Join Wendy for this fun class to create your own striking quilt top and learn all the tips, tricks, and techniques for easy success. Fee \$40.



Strip Salute with Wendy

A. 1:00 – 4:00 PM Sun.  
Apr. 29 & May 6

This contemporary quilt is a cinch to make. Grab a bunch of fat quarters and join Wendy to learn how to create your very own quilt top. This easy quilt would look good in any type of prints from the 1800's to the modern funky collections. Fee \$40.



Lady of the Lake with Millie

A. 1:00 – 4:00 PM Sat.  
Mar. 10, 24, Apr. 7

The Lady of the Lake design is from Jason Yenter's Camelot collection. The stunning block design creates an intriguing secondary pattern. Join Millie for this fun and informative class and make this gorgeous quilt as a wall hanging or bed sized top. Fee \$48.



Transformation with Wendy

A. 6:00 – 9:00 PM Fri.  
May 4, 11

This is a simple variation of the French Braid technique but at a level that even beginners can master easily. Select a fun novelty print, several coordinates and join Wendy to make your own transformation. This makes a great baby or child's quilt depending on your starting print. Fee \$48.



Winter Solstice with Millie

A. 1:00 – 4:00 PM Wed.  
Feb. 29, Mar. 7, 14

Jason Yenter's Winter Solstice book provides this stunning quilt design for a wall hanging or bed sized quilt top. Join Millie as she takes you through precision piecing and a bit of paper piecing to achieve your own gorgeous masterpiece. Fee \$48.



Mosaic Magic with Millie

A. 9:00 – Noon Sat. Apr. 7, 21

Join Millie for this great class and learn how to fussy cut and precision piece your star points to create this simply stunning table topper. Learn all the tricks to success in this slightly more advanced quilt class. Fee \$40.



Paper Piecing Classes

Basic Paper Piecing with Lorna

A. 6:00 – 9:00 PM Thr. Mar. 22, 29, Apr. 12


Explore the fundamentals of easy and accurate paper piecing techniques as you create this lovely pineapple table runner for home decor or as a gift for a favorite friend. Lorna will help you master the methods and learn all the secrets of paper piecing. Fee \$48.



Stars N Spools with Millie

A. 9:00 – Noon Fri. Mar. 23, 30, Apr. 6

This stunning three block design leaves you plenty of space to add a fussy cut print, embroidery design, or great quilting motif in the larger square. You will learn to use a new tool to make the triangle cuts sew much easier. The pieced border adds a great finish to this lovely quilt top. Fee \$48.



Peppermint Garden with Lorna

A. 6:00 – 9:00 PM Fri. Apr. 20, 27, May 11

Continue to learn more paper piecing techniques as you create this stunning pineapple wall hanging. Add a simple appliquéd border to complete your new quilt top. This will make a great addition to home decor or a perfect gift for a special friend. Fee \$48.



Pieced Borders with Millie

A. 9:00 – Noon Sat. May 5, 12

Make every quilt a special one with a gorgeous pieced border. Bring your own unbordered quilt top or a panel to class and learn the secrets of adding perfectly matched pieced borders. No more partial blocks to finesse on the corners. We will also explore how to choose the perfect colors for your borders! Fee \$50.



Machine Applique Classes

Basic Applique' with Susan

A. 6:00 – 9:00 PM Wed. Mar. 7
B. 9:00 – Noon Sat. May 19

Learn how to use those lovely decorative stitches on your machine to appliqué this colorful block design by Patrick Lose. Plus you will meet a great new soft fusible that won't leave your project stiff. This fun block can be used to make a pillow, placemat, or the start of a bigger quilt. Once you get bitten by the applique bug, you will have the tools to branch out on your own. Fee \$30.



Recommended Skill Levels for Sewing Classes:

 **Beginner**

 **Confident Beginner**

 **Intermediate**

 **Advanced**

The skill level refers to the sewing experience needed to complete the project within each class category; not the overall sewing experience of the student.

For the Birds with Deborah

A. 1:00 – 4:00 PM Mon. Mar. 11, 18, 25


Enjoy the birds year round with this fun new quilt design. Combine easy pieced blocks with a bit of fusible appliqué for this lovely spring time masterpiece. Join us for this fun class and let Deborah help you create your own quilt – For the Birds! Fee \$48.



Quilt Finishing Classes

Machine Quilting, Plus! with Marilyn

A. 10:00 – 4:00 PM Sat. May 5



It's not a quilt till it's quilted! Join Marilyn to learn basic machine quilting techniques. Learn how to layer the quilt sandwich and quilt it with stitch-in-the-ditch and straight line quilting. If you have a programmable computerized machine, Marilyn will show you how to do mock and quilting easily by machine. Then, if you have an embroidery machine, explore computerized quilting in the hoop. Fee \$42.

Quilt Binding with Marilyn

A. 1:00 – 4:00 PM Tue. Apr. 10
B. 6:00 – 9:00 PM Tue. Apr. 10

Is your quilt binding lumpy and uneven with rounded corners and poor miters? Many prize worthy quilts have failed due to shoddy binding. Learn the basic techniques of applying perfect quilt binding with either straight grain or bias strips. Master continuous bias binding and precise mitered corners on both the front and back sides. Fee \$30.



UFO Classes

Monday Night Quilt Divas with Deborah

6:00 – 10 PM Mon. Feb. 6, 13, 20, 27, Mar. 5, 12, 19, 26
Apr. 2, 9, 16, 23, 30, May 7, 14, 21

Do you need more sewing time to get UFO's (unfinished objects) completed? Do you need help, motivation, inspiration, or just a cheering section? Then join the Monday Night Quilters to finish old projects or start new ones. Bring any sewing, quilting, or embroidery project and your sewing machine or serger. And join new and soon to be good friends to sew awhile. Plan to sew, shop, laugh, and have fun! Every night is an adventure! Join us for the whole semester for only \$105 (16 evenings) or \$10 per evening.



Sew All Night Long with Deborah & Pam

A. 6:00 PM – 6:00 AM Fri. – Sat. Mar. 23 – 24
B. 6:00 PM – 6:00 AM Fri. – Sat. May 18 – 19

Do you need even more sewing time?? Then join us for our bimonthly all night sew-ins to sew the night away. For great help, motivation, inspiration, or just a cheering section, bring any sewing, quilting, or embroidery project and your sewing machine or serger. Join new and soon to be good friends to sew awhile. There will be lots of good food, good fellowship, good shopping, and good sewing time, too!! Bring a dish or treat to share. Every night is an adventure! Fee \$30 for those who sew all night or \$20 for those who turn into a pumpkin at midnight!



Fun Sewing Retreats at AQC

St. Pat's Mystery Quilt Retreat with Staff

10:00 – 5:00 PM Sat. – Sun. Mar. 17 & 18

Are you ready for a good mystery? Join us for two days of intrigue and suspense. Everything is a mystery about this weekend including the quilt you will be making. Join us for great fun and see if you can figure out the clues.

A secret supply list will be given out at registration but you'll have to wait until the Mystery Quilt Retreat to get the rest of the story. Please join us for this fun weekend. Lunch will be provided for both days. Fee \$110.



Operation "Get Her Done" Retreat

.... with Wendy & Millie, plus Floyd as Master Chef!

10:00 – 5:00 PM Sat. – Mon. May 26, 27, 28

Our mission, should you decide to accept, is to finish up all those UFO's (unfinished objects) or at least a few! For lots of quilting time plus good fellowship and good food, too, join us for this fun three day Quilt Retreat. Bring UFO's to finish up or start a new project if you don't have any unfinished ones. Let's plan to "get her done" this weekend. Please bring projects that are close to your skill level. Confident beginner or above skill levels, please. Lunches will be provided. Fee \$125.



Block of the Month Projects

Tonga Rhapsody with Wendy & Millie

9:00 – 10:00 AM Sat. Feb. 25, Mar. 31, Apr. 28, June 2,
June 30, July 28, Aug. 25, Sept. 29,
Oct. 27, Nov. 17 & Dec. 15, & Jan. 26



This new batik 12-block BOM program was designed by Jenny Foltz and Toni Kay Steere. It will be done in southwest colors - turquoises, oranges, and purples but you may elect to pull different colors. The registration fee is \$60 (first and last months) or \$16 for the pattern only. Then each month the pattern and fabric fee is \$30 (or \$8 per month for pattern only). If you bring your previous month's block completed and on time, the fee is reduced to \$27. You may elect to attend the classes or have the kits and pattern shipped automatically.



Bella Verona with Appletree Quilting Staff

9:00 – 10:00 AM Sat. June 9, July 14, Aug. 11, Sept. 15,
Oct. 13, Nov. 10, Dec. 8, Jan. 12



This new Italian tile work inspired 8-month BOM program was also designed by Jenny Foltz and Toni Kay Steere. It utilizes varying block sizes from 4" to 10". Kits will be available in the colors shown. The fabric kit for this Block of the Month program will include all the fabrics for the top, backing, and binding. This project makes a queen sized quilt. Additional fabric will be available for a larger queen size or king size variation at an additional charge. The registration fee is \$100 (first and last months) or \$16 for the pattern only. Then each month the pattern and fabric fee is \$50 (or \$8 per month for pattern only). If you bring your previous month's block completed and on time, the fee is reduced to \$45. You may elect to attend the classes or have the kits and pattern shipped automatically.



Memories of Provence with Millie

10:00 – 11:00 AM Sat. June 16, July 21, Aug. 18, Sept. 15,
Oct. 13, Nov. 17, Dec. 15, Jan. 19

This new 8-month BOM program was designed by Monique Dillard and Sue Glorch for Open Gate Designs and utilizes Monique's latest Memories of Provence fabric collection by Maywood Studios. The quilt is made up of twelve different 12" blocks plus the setting blocks. Kits will be available in



the navy blue color way as shown. The fabric kit for this Block of the Month program will include all the fabrics for the top, backing, and binding. This project makes a queen sized quilt. Additional fabric will be available for a larger queen size or king size variation at an additional charge. The registration fee is \$100 (first and last months) or \$16 for the pattern only. Then each month the pattern and fabric fee is \$50 (or \$8 per month for pattern only). If you bring your previous month's block completed and on time, the fee is reduced to \$45. You may elect to attend the classes or have the kits and pattern shipped automatically.



Viking Club

Join us to learn lots of new sewing, quilting, embroidery, and software techniques. Plus, share great ideas, motivation, tips, problems, and laughter with all your sewing friends at Appletree Quilting Center.

Tuesdays @ 1:00 – 3:00 PM or 6:30 – 8:30 PM
Jan. 24, Feb. 28, Mar. 27, Apr. 24, May 22, June 26,
July 24, Aug. 28, Sept. 25, Oct. 23, Nov. 27
Plus our Annual Christmas Party at 1:00 – 3:00 PM
Sunday December 9th, 2012

Appletree Viking Club dues are \$75 for the year and for all customers of AQC regardless of the brand of machine you own. Members receive a 10% discount on all nonsale fabric and notion purchases; 20% during paid sewing classes (guide lessons excluded). The discount alone is worth the cost of membership!

AQC Guide Lessons

If you purchased your machine or software from AQC, your guide lessons are FREE and you may repeat them as often as you like (space permitting). If you purchased your machine elsewhere and would like to take our owner's guide lessons, you must register for the complete set of lessons provided for your particular machine or software:

If the class meets: one time, the fee will be \$125;
two times, the fee will be \$250;
three times, the fee will be \$375;
or four times, the fee will be \$500.

Please register for guide classes at least one week prior to the beginning of a class series.

Machine Guide Lessons: Please bring your sewing machine or serger, manual, foot control, power cord, and all the accessories to class. Embroidery machine owners do not need to bring their embroidery units to class until the third week.

Guide Lessons for Basic & Computerized Viking Sewing Machines

- | | | |
|-------------------|------|--------------|
| A. 1:00 – 3:30 PM | Tue. | Feb. 14 & 21 |
| B. 6:30 – 9:00 PM | Tue. | Mar. 13 & 20 |
| C. 1:00 – 3:30 PM | Tue. | Apr. 10 & 17 |
| D. 6:30 – 9:00 PM | Tue. | May 8 & 15 |
| E. 1:00 – 3:30 PM | Tue. | June 5 & 12 |

This class is for owners of basic and computerized Viking sewing machines including Emeralds, Preludes, Interludes, Platitudes, and Sapphires, or the equivalent. The first class of each session will cover basic machine operation and maintenance. The second class will cover additional features and programming for computerized models only.

Viking Embroidery Machines

- | | | |
|-------------------|------|-----------------|
| A. 1:00 – 3:30 PM | Thr. | Feb. 2, 9 & 16 |
| B. 6:30 – 9:00 PM | Thr. | Mar. 1, 8 & 15 |
| C. 1:00 – 3:30 PM | Thr. | Apr. 5, 12 & 19 |
| D. 6:30 – 9:00 PM | Thr. | May 3, 10 & 17 |
| E. 1:00 – 3:30 PM | Tue. | June 7, 14 & 21 |

This class is for owners of any Viking embroidery machine from the Iris up to the Designer Diamond Deluxe. The first two classes of each session will cover sewing machine operations, techniques, and maintenance. The third class will cover machine embroidery techniques and alignment in the majestic hoop or mega hoop for owners of the Diamond and Designer SE.

Serger Guide Lessons

By special appointment only. If you purchased your serger from AQC, your guide lessons are free. If you purchased elsewhere, there will be at a charge of \$50 per hour with a one hour minimum.

Software Guide Lessons: Please bring your laptop with the current software installed and your dongle to class. If you need assistance installing your software, please make an appointment. We **can not** take class time to install software.

5D Embroidery

A. 2:00 – 4:00 PM Sun. May 6 & 20

Learn to use your Embroidery or Embroidery Extra software for your embroidery machine.

5D Editor

A. 2:00 – 4:00 PM Sun. Feb. 12 & 19

This class is designed to teach you how to create new designs from old ones. Learn how to delete stitches, insert color stops, and split large designs into smaller components.

5D Cross Stitch

A. 2:00 – 4:00 PM Sun. Mar. 11

Learn how to use your Cross Stitch software to create lovely cross stitch designs for the embroidery hoop!

5D Design Creator

A. 2:00 – 4:00 PM Sun. Apr. 22 & 29

Learn how to create your own designs with Design Creator.

Class & Special Event Policies

Preregistration is required for all classes and special events. Register in person, by mail with a check, or by phone using MasterCard, Visa, Discover, or Home Source. Class size is limited. Please register early. Each class needs a minimum enrollment three days before it begins. Sometimes a great class is cancelled because people wait to the last minute to register.

Full refunds or store credits will be issued only if the class is cancelled by AQC due to bad weather or insufficient registration. Any class cancellation made by the student must be received 10 days before the class in order to receive a store credit less a \$5 processing fee; no refunds will be given. Credits or refunds are not available on special events.

You will receive a class supply list upon registration. Class supplies are not included unless so stated. Registered students will receive a 15% discount off all nonsale fabrics and notions for class supplies. Please inform the Sales Associate that you are buying supplies for a class. We truly appreciate your support when purchasing class supplies only from Appletree Quilting Center. No other quilt shop in the mid-Missouri area offers you the quality and selection of classes and fabrics from which to choose. Bring your own sewing machine to class or you may reserve one of our regular class room machines at no additional charge.

Please be prompt! Everyone's time is valuable. Plan to arrive at least 15 minutes before the class begins.

Please come to class prepared. Bring or purchase all required supplies before class begins.

Please call if you are unable to attend a class session.

Please turn cell phones off or to vibrate mode during class. Step outside the classroom to talk on your cell phone.


Please do not wear heavy perfume or cologne to class.

Exciting New Products at Appletree:

We have discovered two new pins that will greatly improve your quilt piecing precision. Clover's new fine glass head **Quilting Pins** are the perfect new notion for the quilter who wants ease of use plus quality results. These pins are very fine (0.50 mm) and 1.9 inches in length. The extra long, sharp pins are perfectly suited for quilting. The glass heads will not be damaged by hot irons and will show up on most floorings.



Clover's new **Fork Pins** are wonderful for precision pinning when matching seams. Simply use one long glass head pin to establish the intersection match, then slide in a fork pin to hold the match in place while sewing. You get even better results than with the standard three pin technique but with only two pins! Be careful though, and slow down your sewing speed when sewing over the first leg of the fork pin. Take out the pin before sewing over the



Mail Registration and Class Fee(s) to:

Appletree Quilting Center

2541 Bernadette Dr.
Columbia, MO 65203
446-2655 1-800-269-2655
sewing@appletreequilting.com

Name _____

Address _____

City _____

State _____

Zip _____

Daytime Phone _____

/

Home Phone _____

/

Email _____

Title

Section/Dates

Fee

Method of payment: Check MC Visa Discover

Credit Card No. _____

Exp. Date _____


Security Code _____

Signature _____

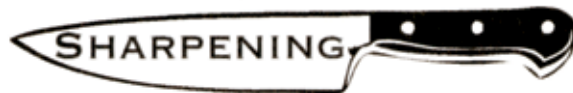
second leg. These pins are small in diameter (0.56 mm), 1½ inches long, and shaped just like a fork. The end is slightly bent upward for easy handling. The box of 35 pins is ample. The most you will need on any seam is 5 to 10 fork pins. These pins work best when kept in a standard pin cushion, much easier to pick up than if they are mixed with other pins on a magnetic pin caddy.

Creative Grid Rulers

are now even better. They have redesigned 15 of their square rulers and 16 of their rectangular rulers. The new rulers are even easier to read than before. Use the easy-to-read, numerical black numbers (printed on white dots) and the ¼" grip sides to cut whole inch pieces. Or use the patented Turn-A-Round feature by using the other side of the ruler designated by numerical white numbers (printed on black dots) and the ½" grip sides to cut 1-1/2", 2-1/2", etc. pieces. The two adjacent ¼" grip sides accentuate the dashed ¼" lines to aid in trimming seam allowances. The exclusive grip sides and dots hold the fabric securely while cutting when pressure is applied. A 45° angle is printed in black. White horizontal and vertical lines are printed on the square so the center of the ruler is easily distinguishable. Check out the new rulers at Appletree soon. You will love them!



BLADE RUNNER SHARPENING



We have a great new sharpening service available at Appletree Quilting. Corby, the Blade Runner, stops at the store the second and fourth Mondays of each month to give a sharp edge and new life to all shears, scissors, pinking scissors, and knives.



Staff picture clockwise starting at 1 o'clock: Millie, Wendy, Helen, Marilyn, Lorna, Jane, Susan, Linda, Deborah, Sara, & Pam.



Appletree Quilting & Viking Center

Web Site & Online Store:
www.appletreequilting.com

2541 Bernadette Dr.
 (North of Columbia Mall)
Columbia, MO 65203
(573) 446-2655
1-800-269-2655



10 – 8:00 pm Mon.
 10 – 5:30 pm Tue. – Thr.
 10 – 5:00 pm Fri. & Sat.
 1 – 4:00 pm Sundays



Appletree Quilting & Viking Centers

www.appletreequilting.com



Upcoming Events at Appletree....

- **Spring Class Open House**
 6:30 PM Friday, Feb. 3rd and
 9:00 AM Saturday, Feb. 4th
 View new class samples;
 Meet the Teachers and SAVE 10% OFF
 class registrations during this special Open
 House. Refreshments and door prizes, too!
- **Super Bowl Fabric Sale**
 1 – 4 PM Sunday, Feb. 5th
- **Conkerr Cancer Workday**
 10 – 3 PM Friday, Mar. 2nd
- **St. Pat's Mystery Retreat**
 10 – 5 PM Sat. & Sun., Mar. 17th & 18th
- **Annual Spring Bus Hop**
 Sat. & Sun., April 14th & 15th
- **Paula Reid Workshop**
 Wed. – Fri., May 23rd, 24th & 25th
- **Operation "Get Her Done" Retreat**
 10 – 5 PM Sat. – Mon., May 26th – 28th
- **SUGAR Conference & BTQG Quilt Show**
 Sun. – Wed., June 10th – 13th
- **Workshop with Toby Lischko**
 Thr. – Sat., June 21st, 22nd & 23rd

**Super Bowl
 Fabric Sale**

Sunday, February 5th

Storewide Fabric Sale @ 15% OFF
One half yard minimum cut, please.

Clearance Quilting Fabric @ \$5.49
One yard minimum cut, please.

**Fat Quarter Frenzy – \$1.50 EACH
 or 25 for \$32**
Selected Fat 1/4's only.